

REMOTE SWITCH WIRING INSTRUCTIONS

(1) Connect Black/Red cable to AC power 18 VAC accessory terminals on transformer.

(2) Connect appropriate connectors marked A and B to controller. (See Figure 1)

(3) Turn transformer "ON" to send power to switch.

Connector A: Provides AC power 18 VAC from transformer accessory terminals. The extra switch connector included is an AC feed through to allow multiple switch controllers without the cable connecting them to the transformer.

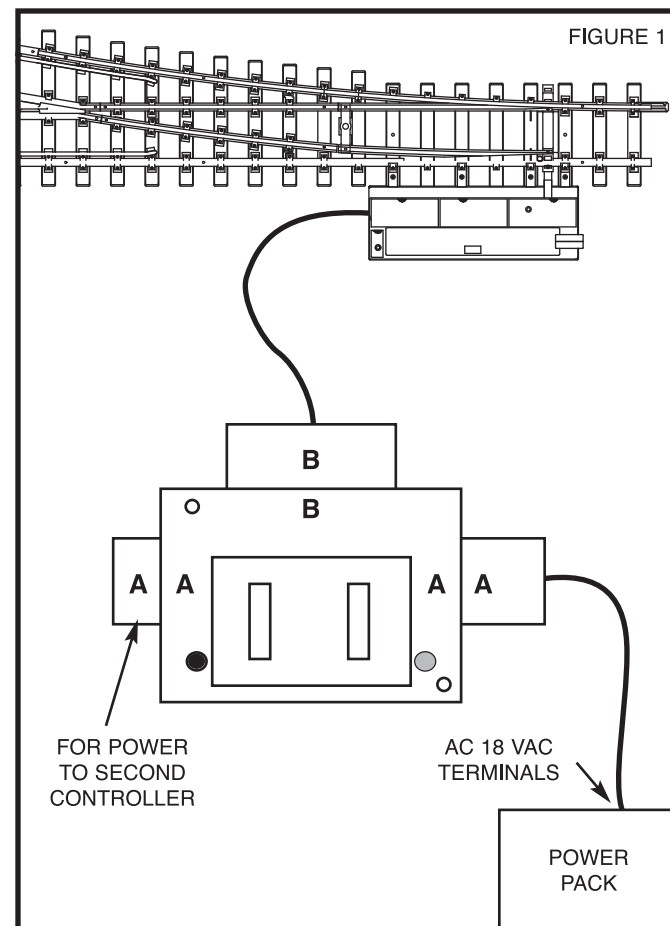
Connector B: Provides power to switch solenoid and switch indicator lights.

OPERATING INSTRUCTIONS

(1) Push Controller button to desired position. The switch track will move to desired position.

(2) Red indicator on switch signifies travel through curve, green indicator on switch signifies travel through straight.

NOTE: If train enters switch with improper settings, train will derail.



SERVICING

This product is built with pride by USA Trains and is covered by a limited warranty. (See limited warranty terms). Please follow these instructions carefully before returning:

1. Return switch in its original blue/red box with the proper foam inserts and then pack the original box in a proper shipping carton so it is well protected in shipment. The package must be fully insured and prepaid. USA Trains is not responsible for damage or loss during shipment.

2. Include a note explaining the problem and servicing you need performed. Be sure to include your name, street address, (NO P.O. BOXES PLEASE) City, State, Country (if outside U.S.A) and zip code along with a daytime phone number including area code. If the service is not covered by warranty, a reasonable service fee will be charged. For any returns made outside the continental U.S.A., please include \$20.00 U.S. currency to cover return postage. Any product returned to customers in the continental U.S.A. will be pre-paid by USA Trains.

3. Ship your item to:

USA TRAINS
662 CROSS STREET
MALDEN, MA, 02148

LIMITED ONE YEAR WARRANTY

This USA Trains switch is warranted for one year from the date of purchase against defects in material or workmanship. We will repair or replace (at our option) the defective part without charge for parts or labor within one year of the original date of purchase. This warranty does not cover items that have been abused or damaged by careless handling or improper operation, modification or repair by non-factory technicians. Parts that "wear out" due to excessive use are also not covered under warranty. USA Trains reserves the right to determine "excessive use." Transportation costs incurred by the customer are not covered under this warranty.


USA TRAINS TRACK SYSTEM

R81015	6" Straight
R81000	12" Straight
R81060	24" Straight
R81065	60" Straight
R81100	4' Diameter Curved (12 pcs. make a circle)
R81500	5' Diameter Curved (12 pcs. make a circle)
R81600	8' Diameter Curved (12 pcs. make a circle)
R81700	10' Diameter Curved (16 pcs. make a circle)
R81800	16' Diameter Curved (16 pcs. make a circle)
R81900	20' Diameter Curved (16 pcs. make a circle)
R81205	Right Remote Switch w/Illum. Lant. & Cont. (4')
R81215	Left Remote Switch w/Illum. Lant. & Cont. (4')
R81605	Right #6 Remote Switch w/Illum. Lant. & Cont.
R81615	Left #6 Remote Switch w/Illum. Lant. & Cont.
R80001	Brass Rail Joiners (12)
R80002	Track Screws (50)



PREMIER LINE #6 REMOTE TURNOUT SWITCH Instruction Manual

Every track lines up with ours...
but can't match our quality!




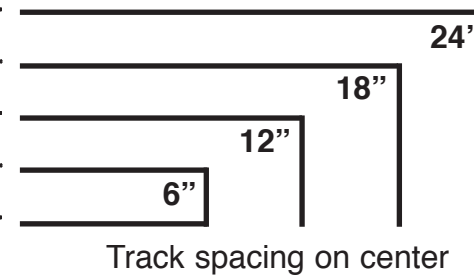
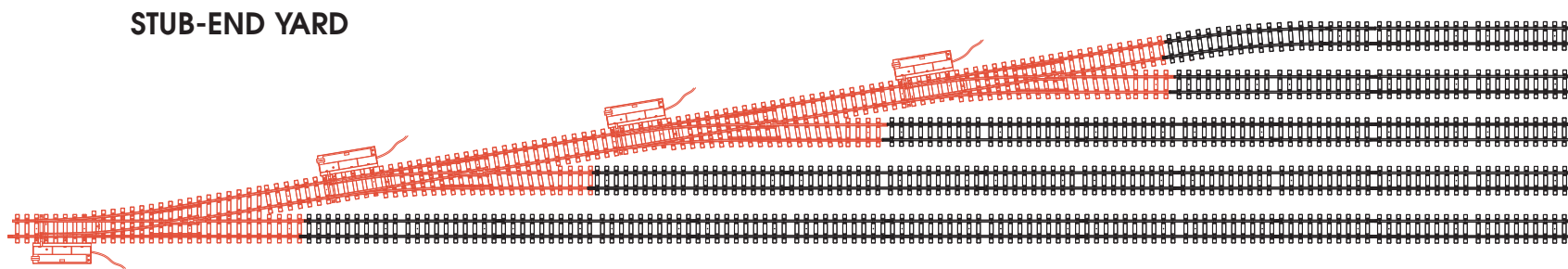
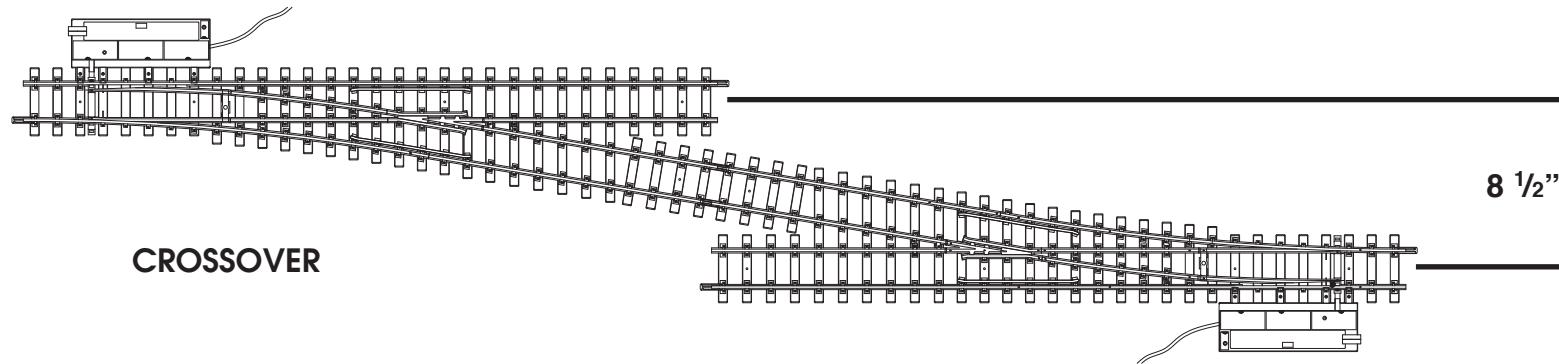
Remote Turnout Switch
R81605 #6 Premier Line Right Remote Switch
R81615 #6 Premier Line Left Remote Switch

USA TRAINS
662 CROSS STREET, MALDEN, MA 02148, USA
PHONE: 781-322-6084 • FAX: 781-321-6459
www.usatrains.com



PREMIER LINE #6 TURNOUT SWITCH

Below are some sample layouts using our #6 Switches.



#6 REMOTE TURNOUT FEATURES

- Solid Brass Rail.
- UV Protected Simulated Wooden Ties.
- Suitable for Indoor and Outdoor Use.
- Lighted Dwarf Signal with illuminated red & green indicator for curved or straight route.
- Switch Control Box with illuminated red & green indicator lights.
- All Metal Frog with micro switch wired for positive contact when turnout is set for either route.
- Metal Guard Rails that actually guide the wheels from "Picking" the frog point.
- Switch measures 36" exactly on the straight rail.

ITEM NUMBERS
R81605 #6 Premier Line Right Remote Switch
R81615 #6 Premier Line Left Remote Switch